



ribbon print



PRO PRINTER

Introducing the Pro Printer from Ribbon Print

Ribbon Print developed the Pro Printer to satisfy the demand for a high quality and high volume ribbon printer for the short run / personalisation ribbon printing industry.

A step above the Ribbon Print Express Printer, the Pro printer has further improvements in usability, operating cost and print speed.

Advantages over Express Printer:

1. 14 IPS vs 4IPS.
2. Foil save module, foil is only used when printing a design
3. Capability to print full length sashes (other printers are limited to 1m)
4. Improved Ribbon Tracking (lockable guides, twin ribbon rollers, self-centering ribbon holder)
5. Independent foil and ribbon roller, allowing optimum foil tension to be maintained at all times.
6. Power save module – when the Pro printer is not being used, it sends itself to sleep mode.

Advantages over regular ribbon printers:

1. 300 dpi to print fine fonts & detailed graphics
2. By coating the ribbon with more ink improving the print quality, even on blocky text
3. Easy to use and accurate ribbon guides for straight printing
4. Foil length has been increased to 300m up from 50m/65m to handle larger print runs
5. Capability to accept different width foils, ensures the foils can always be matched to a ribbon width, helping to reduce foil costs.
6. Centre feed design increases the life of the front roller
7. Open design allows easy access to ribbon and foils.


Greater level of Detail

Printing at 300dpi increases the level of detail in your design. The image below printed on 25mm ribbon clearly shows the difference in print quality between 300 and 200dpi printers.



Brighter colours.

When printing at 200dpi, the underlying ribbon is visible through tiny gaps in the design. 300 dpi printers covers far more of the ribbon, resulting in brighter colours.



75% More Efficient

The Pro Printer can cost up to 75% less to run than comparable printers.

Ribbon Save – Unique to the Pro ribbon printer. The printer lifts the print head during gaps in the print.

30mm & 55mm foils - Most ribbon printers only accept 110mm wide transfer foils, the design below was printed on a 55mm wide foil, resulting in a 50% saving compared to a 110mm foil.



In the image above, only the ribbon has a gap between the logos. The transfer foil has no gaps, as the ribbon save module automatically lifts the print head during gaps in the design.


Superior Tracking

The Pro Printer delivers superior print alignment.

Ribbon Guides – Similar to the Express printer the Pro printer uses lockable ribbon guides that hold the ribbon firmly and keep the ribbon straight

Ribbon Holder – The self centering ribbon holder ensures that the ribbon roll is perfectly aligned with the ribbon guides, improving the print tracking further.

Twin Rollers – Ensures no slipping of the ribbon, as double the grip.

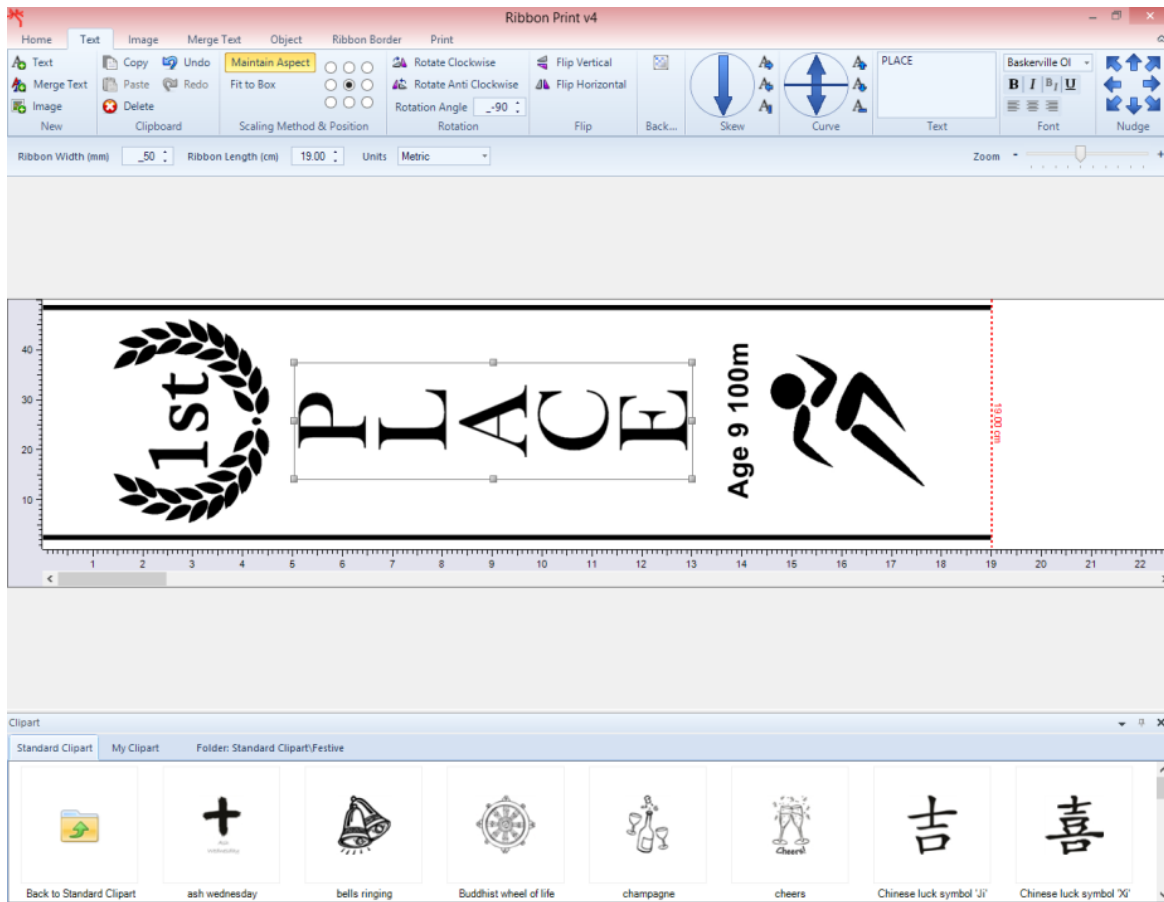


Long Life

The Pro printer is a centre feed printer. This means that the ribbon is always in the centre of the printer. Ribbon centred on the front rollers, balances pressure on the bearings on each end of the roller, thus increasing the printer life, compared to left feed printers.

Dedicated Ribbon Printing Software

Ribbon Print V4.1 software has been designed specifically for printing ribbon. All Ribbon Print Printers come with a free copy of our ribbon design software, visit www.ribbonprint.com to download a free trial.



Medal Print

The Pro Printer is capable of printing Medal Print labels and plates.



Included with every Pro Printer


1. Printer
2. Ribbon Print Software
3. Manual & CD
4. Head cleaning Pen
5. 1 x Roll Ribbon
6. 1 x Transfer foil

Optional Accessories

Heat Cutter



Cutting Kit



Re-winder





ribbon print

	 <p>White</p>	 <p>Ivory</p>	 <p>Cream</p>
 <p>Pink</p>	 <p>Rose</p>	 <p>Fuchsia</p>	 <p>Magenta</p>
 <p>Apple</p>	 <p>Teal</p>	 <p>Emerald</p>	 <p>Hunter Green</p>
 <p>Kiwi</p>	 <p>Silver</p>	 <p>Orchid</p>	 <p>Baby Blue</p>
 <p>Turquoise</p>	 <p>Royal Blue</p>	 <p>Navy</p>	 <p>Purple</p>
 <p>Daffodil</p>	 <p>New Gold</p>	 <p>Old Gold</p>	 <p>Chocolate</p>
 <p>Orange</p>	 <p>Scarlet</p>	 <p>Claret</p>	 <p>Black</p>